



**QUARTZITE  
STONE**

SASSO



White Nat. R10 Rett. 60x120 - 23<sup>5/8</sup>"x47<sup>1/4</sup>"  
White Tecnica R11 Rett. 60x120 - 23<sup>5/8</sup>"x47<sup>1/4</sup>"  
White Splitstone Nat. R10 Rett. 60x120 - 23<sup>5/8</sup>"x47<sup>1/4</sup>"



Greige Nat. R10 Rett. 60x120 - 23<sup>5/8</sup>" x 47<sup>1/4</sup>"  
Greige Multi Prestige Nat. R10 Brecciato



Grey Nat. R10 Rett. 60x120 - 23<sup>5/8</sup>"x47<sup>1/4</sup>"  
Grey Nat. R10 Rett. 60x60 - 23<sup>5/8</sup>"x23<sup>5/8</sup>"  
Grey Nat. R10 Rett. 30x60 - 11<sup>13/16</sup>"x23<sup>5/8</sup>"



Sky Blue Nat. R10 Rett. 60x120 - 23<sup>5/8</sup>"x47<sup>1/4</sup>"



# QUARTZITE STONE

COLOURS AND SIZES

White



Grey



Sand




Sky Blue



Greige



Anthracite



# QUARTZITE STONE

COLOURS AND SIZES

9,5 mm.



**20MM**

60x120 - 23<sup>5</sup>/<sub>8</sub>"x47<sup>1</sup>/<sub>4</sub>"

**Naturale R10 Rett.**

White  
Sand  
Greige  
Grey  
Sky Blue  
Anthracite  
Up to 17 Patterns

60x120 - 23<sup>5</sup>/<sub>8</sub>"x47<sup>1</sup>/<sub>4</sub>"

**Tecnica R11 Rett.**

White  
Sand  
Greige  
Grey  
Sky Blue  
Anthracite  
Up to 17 Patterns

60x120 - 23<sup>5</sup>/<sub>8</sub>"x47<sup>1</sup>/<sub>4</sub>"

**Naturale R11 Rett.**

White  
Sand  
Greige  
Grey  
Sky Blue  
Anthracite

Sand



Sky Blue



60x60 - 23<sup>5</sup>/<sub>8</sub>"x23<sup>5</sup>/<sub>8</sub>"

**Naturale R10 Rett.**

White  
Sand  
Greige  
Grey  
Sky Blue  
Anthracite  
Up to 34 Patterns

60x60 - 23<sup>5</sup>/<sub>8</sub>"x23<sup>5</sup>/<sub>8</sub>"

**Tecnica R11 Rett.**

White  
Sand  
Greige  
Grey  
Sky Blue  
Anthracite  
Up to 34 Patterns



30x60 - 11<sup>13</sup>/<sub>16</sub>"x23<sup>5</sup>/<sub>8</sub>"

**Naturale R10 Rett.**

White  
Sand  
Greige  
Grey  
Sky Blue  
Anthracite  
Up to 68 Patterns

30x60 - 11<sup>13</sup>/<sub>16</sub>"x23<sup>5</sup>/<sub>8</sub>"


**Tecnica R11 Rett.**

White  
Sand  
Greige  
Grey  
Sky Blue  
Anthracite  
Up to 68 Patterns

Greige



Anthracite



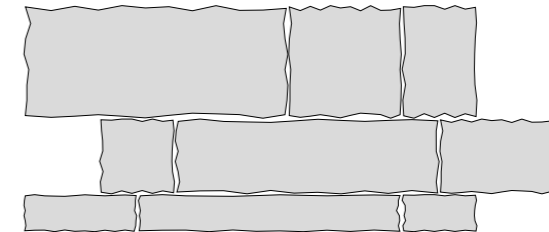
## MULTI PRESTIGE BRECCIATO

**Naturale R10 Brecciato**

White  
Sand  
Greige  
Grey  
Sky Blue  
Anthracite

**Tecnica R11 Brecciato**

White  
Sand  
Greige  
Grey  
Sky Blue  
Anthracite



1 pz./pcs 30x70 - 11<sup>13</sup>/<sub>16</sub>"x27<sup>9</sup>/<sub>16</sub>"

1 pz./pcs 30x30 - 11<sup>13</sup>/<sub>16</sub>"x11<sup>13</sup>/<sub>16</sub>"

1 pz./pcs 30x20 - 11<sup>13</sup>/<sub>16</sub>"x7<sup>7</sup>/<sub>8</sub>"

1 pz./pcs 20x70 - 7<sup>7</sup>/<sub>8</sub>"x27<sup>9</sup>/<sub>16</sub>"

1 pz./pcs 20x30 - 7<sup>7</sup>/<sub>8</sub>"x11<sup>13</sup>/<sub>16</sub>"

1 pz./pcs 20x20 - 7<sup>7</sup>/<sub>8</sub>"x7<sup>7</sup>/<sub>8</sub>"

1 pz./pcs 10x70 - 3<sup>15</sup>/<sub>16</sub>"x27<sup>9</sup>/<sub>16</sub>"

1 pz./pcs 10x30 - 3<sup>15</sup>/<sub>16</sub>"x11<sup>13</sup>/<sub>16</sub>"

1 pz./pcs 10x20 - 3<sup>15</sup>/<sub>16</sub>"x7<sup>7</sup>/<sub>8</sub>"

**TECNICA** In the Tecnica version, the surface has outstanding anti-slip properties, making it perfect for public and private outdoor areas.

Laying with a 2 mm-joint is recommended.

Check the colour matching between different sizes.



# QUARTZITE STONE

DECORS

9,5 mm. SPLITSTONE



60x120 - 23<sup>5/8</sup>"x47<sup>1/4</sup>"  
White Nat. R10 Rett.  
8 Patterns



60x120 - 23<sup>5/8</sup>"x47<sup>1/4</sup>"  
Grey Nat. R10 Rett.  
8 Patterns



60x120 - 23<sup>5/8</sup>"x47<sup>1/4</sup>"  
Sand Nat. R10 Rett.  
8 Patterns



60x120 - 23<sup>5/8</sup>"x47<sup>1/4</sup>"  
Sky Blue Nat. R10 Rett.  
8 Patterns



60x120 - 23<sup>5/8</sup>"x47<sup>1/4</sup>"  
Greige Nat. R10 Rett.  
8 Patterns



60x120 - 23<sup>5/8</sup>"x47<sup>1/4</sup>"  
Anthracite Nat. R10 Rett.  
8 Patterns



# QUARTZITE STONE


DECORS

9,5 mm. MOSAICO 3X3\*

Tessere - Chip 2,8x2,8 - 1<sup>1/8</sup>"x1<sup>1/8</sup>"




30x30 - 11<sup>13/16</sup>"x11<sup>13/16</sup>"  
White Nat. R10




30x30 - 11<sup>13/16</sup>"x11<sup>13/16</sup>"  
Sand Nat. R10



30x30 - 11<sup>13/16</sup>"x11<sup>13/16</sup>"  
Greige Nat. R10



30x30 - 11<sup>13/16</sup>"x11<sup>13/16</sup>"  
Grey Nat. R10



30x30 - 11<sup>13/16</sup>"x11<sup>13/16</sup>"  
Sky Blue Nat. R10




30x30 - 11<sup>13/16</sup>"x11<sup>13/16</sup>"  
Anthracite Nat. R10.

9,5 mm. LISTELLI SFALSATI\*




30x60 - 11<sup>13/16</sup>"x23<sup>5/8</sup>"  
White Nat. R10




30x60 - 11<sup>13/16</sup>"x23<sup>5/8</sup>"  
Sand Nat. R10




30x60 - 11<sup>13/16</sup>"x23<sup>5/8</sup>"  
Greige Nat. R10



30x60 - 11<sup>13/16</sup>"x23<sup>5/8</sup>"  
Grey Nat. R10



30x60 - 11<sup>13/16</sup>"x23<sup>5/8</sup>"  
Sky Blue Nat. R10



30x60 - 11<sup>13/16</sup>"x23<sup>5/8</sup>"  
Anthracite Nat. R10

\* On fibre mesh backing



# QUARTZITE STONE

## TRIMS

	Size				
	<b>Naturale 10 Rett.</b> 7x60 - 2 <sup>3/4</sup> x23 <sup>5/8</sup> Pos. Box 15 - LM x Box 9,00	•	•	•	
	<b>Naturale 10 Rett.</b> 33x120 - 12 <sup>5/8</sup> x47 <sup>1/4</sup> Pos. Box 2 - LM x Box 2,40	•	•	•	
	<b>Tecnica R11 Rett.</b> 33x120 - 12 <sup>5/8</sup> x47 <sup>1/4</sup> Pos. Box 2 - LM x Box 2,40	•	•	•	
	<b>Naturale 10 Rett.</b> 33x120x3,2x3,2 12 <sup>5/8</sup> x47 <sup>1/4</sup> x1 <sup>1/4</sup> x1 <sup>1/4</sup> Pos. Box 2 - LM x Box 2,40	•	•	•	
	<b>Tecnica R11 Rett.</b> 33x120x3,2x3,2 12 <sup>5/8</sup> x47 <sup>1/4</sup> x1 <sup>1/4</sup> x1 <sup>1/4</sup> Pos. Box 2 - LM x Box 2,40	•	•	•	
	<b>Naturale 10 Rett.</b> 33x120x3,2x3,2 12 <sup>5/8</sup> x47 <sup>1/4</sup> x1 <sup>1/4</sup> x1 <sup>1/4</sup> Pos. Box 1 - LM x Box 1,20	Right •	Left •	Right •	Left •
	<b>Tecnica R11 Rett.</b> 33x120x3,2x3,2 12 <sup>5/8</sup> x47 <sup>1/4</sup> x1 <sup>1/4</sup> x1 <sup>1/4</sup> Pos. Box 1 - LM x Box 1,20	Right •	Left •	Right •	Left •
	Size				
	<b>Naturale 10 Rett.</b> 7x60 - 2 <sup>3/4</sup> x23 <sup>5/8</sup> Pos. Box 15 - LM x Box 9,00	•	•	•	
	<b>Naturale 10 Rett.</b> 33x120 - 12 <sup>5/8</sup> x47 <sup>1/4</sup> Pos. Box 2 - LM x Box 2,40	•	•	•	
	<b>Tecnica R11 Rett.</b> 33x120 - 12 <sup>5/8</sup> x47 <sup>1/4</sup> Pos. Box 2 - LM x Box 2,40	•	•	•	
	<b>Naturale 10 Rett.</b> 33x120x3,2x3,2 12 <sup>5/8</sup> x47 <sup>1/4</sup> x1 <sup>1/4</sup> x1 <sup>1/4</sup> Pos. Box 2 - LM x Box 2,40	•	•	•	
	<b>Tecnica R11 Rett.</b> 33x120x3,2x3,2 12 <sup>5/8</sup> x47 <sup>1/4</sup> x1 <sup>1/4</sup> x1 <sup>1/4</sup> Pos. Box 2 - LM x Box 2,40	•	•	•	
	<b>Naturale 10 Rett.</b> 33x120x3,2x3,2 12 <sup>5/8</sup> x47 <sup>1/4</sup> x1 <sup>1/4</sup> x1 <sup>1/4</sup> Pos. Box 1 - LM x Box 1,20	Right •	Left •	Right •	Left •
	<b>Tecnica R11 Rett.</b> 33x120x3,2x3,2 12 <sup>5/8</sup> x47 <sup>1/4</sup> x1 <sup>1/4</sup> x1 <sup>1/4</sup> Pos. Box 1 - LM x Box 1,20	Right •	Left •	Right •	Left •

20mm trims available on request  
Trims within the scope of EN 14411:2016 have the same surface characteristics as the relative plain tiles.



# QUARTZITE STONE



Porcelain Tiles  
ISO 13006 Annex G - UNI EN 14411 Annex G - Bla UGL  
ANSI A137.1 - CLASS P1

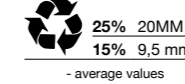
TECHNICAL FEATURES	STANDARD	VALUE	
<b>WATER ABSORPTION</b>	UNI EN ISO 10545/3 ASTM C373	CONFORME COMPLIANT	
<b>MODULUS OF RUPTURE</b>	SPESSORE UNI EN ISO 10545/4	<b>9,5 mm</b>	<b>20MM</b>
<b>BREAKING STRENGTH</b>	UNI EN ISO 10545/4 ASTM C648	≥ 45 N/mm <sup>2</sup>	≥ 45 N/mm <sup>2</sup> ≥ 1300 N ≥ 250 lbf
<b>FROST RESISTANCE</b>	UNI EN ISO 10545/12 ASTM C1026	CONFORME UNAFFECTED	
<b>CHEMICAL RESISTANCE TO HIGH AND LOW ACID AND BASIC CONCENTRATIONS</b>	UNI EN ISO 10545/13 ASTM C-650	A - LA - HA UNAFFECTED	
<b>STAIN RESISTANCE</b>	UNI EN ISO 10545/14 ASTM C1378	5 Class A	
<b>SLIP RESISTANCE</b>		<b>NATURALE</b>	<b>TECNICA - 20MM</b>
	DIN EN 16165 Annex B	R10	R11
	DIN EN 16165 Annex A	B (A+B)	C (A+B+C)
	ANSI A326.3:2017 DCOF	WET ≥ 0,50	WET ≥ 0,65
	B.C.R.A. D.M. N. 236 14/6/89	> 0,40	> 0,40
	AS 4586-2013 Anexo A	P3	P4
	BS 7976-2: 2002 BSEN13036-4:2011 Pendulum testers	> 36 Low Slip potential - Slider 96	> 36 Low Slip potential - Both sliders
	UNE 41901:2017 EX DB SUA (actual)	2	3



PRODUCT CERTIFIED FOR LOW CHEMICAL EMISSIONS: UL/SCM/FGG UL 2818



放射性水平A类



25% 20MM  
15% 9,5 mm  
- average values



V4 Random

Size cm	Thickness mm	Pieces x Sqm	Pieces x Box	Sqm x Box	Weight x Box Kg	Boxes x Pal.	Sqm x Pal.	Weight x Pal. Kg
60x120 Naturale R10 - Tecnica R11	9,5	1,39	2	1,440	31,68	36	51,84	1140
60x60 Naturale R10 - Tecnica R11	9,5	2,78	3	1,080	23,76	40	43,20	950
30x60 Naturale R10 - Tecnica R11	9,5	5,56	6	1,080	23,76	48	51,84	1140
Multi Prestige Nat. R10 - Tecnica R11	9,5	-	9	0,720	15,84	36	25,92	570
60x120 Dec. Splitstone Naturale R10	9,5	1,39	2	1,440	31,68	36	51,84	1140
30x60 Listelli sfalsati Naturale R10	9,5	5,56	4	0,720	15,80	30	21,60	474
30x30 Mosaico 3X3 Naturale R10	9,5	11,11	5	0,450	8,73	60	27,00	524
60x120 20MM Naturale R11	20	1,39	1	0,720	33,12	36	25,92	1192

Colours and optical features of the materials illustrated in this catalogue are to be regarded as mere indications. Product sizes indicated are nominal and like weights and colours undergo the typical variations of the ceramic process. The manufacturer reserves the right to change the technical and optical features of the materials illustrated at any time and without notice. These features are not legally binding.

SURFACE STATEMENTS

www.surfacestatements.com

Gin  
Rum  
Vodka  
Whisky  
WINE:  
White Wine  
Red Wine  
BEER:  
Miller  
Brewery  
Amari  
Peach Schn  
Coconut R  
Arbor  
Coors Light

# QUARTZITE STONE



SASSO